

Performance report | 28 February 2025

4D Global Infrastructure Fund (Unhedged)

Overview

4D Infrastructure is a boutique asset manager investing in listed infrastructure companies across all four corners of the globe. Our investment objective is to identify quality infrastructure companies that are trading below fair value and have sustainable, growing earnings combined with sustainable, growing dividends. The 4D Global Infrastructure Fund (Unhedged) aims to outperform the OECD G7 Inflation Index + 5.5% p.a. over the medium to long term (before fees). It is currency unhedged.

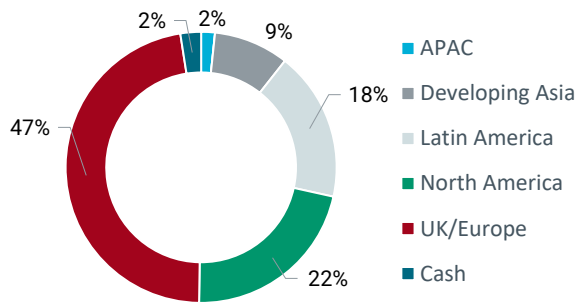
Net returns

	1 mth	3 mths	1 year	3 years p.a.	5 years p.a.	Since inception ² p.a.
Fund	0.56%	1.44%	7.81%	8.15%	4.86%	8.95%
Benchmark ¹	0.41%	1.54%	8.18%	9.98%	9.44%	8.46%
Value added	0.15%	-0.10%	-0.37%	-1.83%	-4.58%	0.49%
FTSE Global Core Infra 50/50 Net Total Return Index (AUD) ³	2.22%	1.29%	19.93%	9.74%	6.07%	9.15%
S&P Global Infra. Net Total Return Index (AUD) ⁴	0.37%	2.34%	26.34%	12.05%	7.46%	9.21%

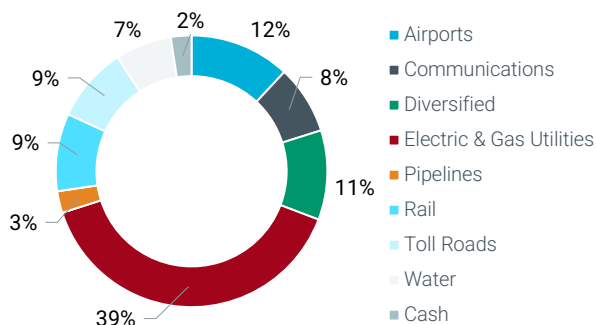
Performance figures are net of fees and expenses.

¹Value added' calculation does not use rounded performance figures. Past performance is not indicative of future performance.

Regional breakdown



Sector breakdown



Top 10 positions

Stock	End weight %
Cellnex	6.11
Iberdrola	5.19
SSE	4.72
National Grid	4.6
NextEra Energy	3.41
CCR	3.40
American Water Works	3.19
Sacyr	3.15
Fraport	3.08
Getlink	3.04
Total	39.89

Portfolio performance review

The 4D Global Infrastructure Fund (Unhedged) was up net 0.56% (AUD) in February, outperforming the benchmark return of 0.41% but under performing the FTSE 50/50 Infrastructure Index which was up 2.22% (AUD). Currency added 43bps to performance.

The strongest performer for February was US water utility American Water Works up 9.8%. This followed positive FY reporting as well as rate clarity in key jurisdictions.

The weakest performer in February was Indonesian toll road, Jasa Marga down 15.8%. This was on sentiment with fundamentals remaining strong with the stock reporting positive FY results in early March.

Markets remain volatile on the outlook for inflation, economic growth and the state of the labour market as well as geopolitical concerns. Interest rates are generally moving down. However, there remains a fine balancing act between rates, resilient demand, inflation and geopolitical threats to trend. Listed infrastructure, as an asset class, fundamentally can do well in all scenarios - with explicit or implicit inflation hedges and long-term predictable earnings profiles underpinned by contract or regulation.

Month in review

Volatility returned to markets in February, with US economic data softening at the same time of heightened uncertainty around Trump's tariffs policies. MSCI World fell 0.9%, driven by weakness in US equities and gains in China (+11.5%), driven by positive AI sector announcements. Europe was up 3.1% as confidence increased on an end of the Ukraine-Russian conflict and better earnings. US ten year yields dropped 33bps in February, to end at 4.20%.

Trump tariffs and constant flip flopping of tariff rates, implementation dates, covered items and exclusions have started to weigh on the market. Furthermore, survey data has showed a hit to US consumer confidence, whilst consumer expectations for inflation have surged to multi year highs (on fears of the inflationary impact of higher tariffs on imports).

In addition to increased political uncertainty from the start of Trump's second term, US economic data has started to soften and is now, in aggregate, surprising to the downside.

Chart 1 – US & Eurozone economic surprise

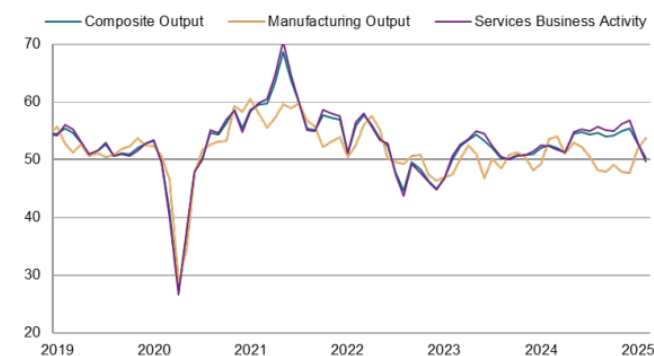


(Source – Standard Chartered)

US manufacturing showed strength, entering expansion territory in January after 26 months of contraction, as

business brought forward orders ahead of new tariffs. The flash February reading was also expansionary for US manufacturing. However, services, accounting for a much larger 70% of the US economy, were much weaker than expected, going into contractionary territory. According to S&P Global release notes "new order growth also weakened sharply and business expectations for the year ahead slumped amid growing concerns and uncertainty related to federal government policies".

Chart 1; S&P Global Flash US PMI



(Source – S&P Global PMI)

Adding to the negative economic surprises, retail sales were also weak, down -0.88% MoM vs expectations of -0.2%, with weakness across almost every goods category, and restaurants the only services category in the green (+0.88%) ex gasoline. Lastly, US core CPI re accelerated in January, +0.4% MoM and 3.2% YoY with core inflation being stuck around that level for the past 8 months.

In Europe, Germany took to the polls, with Merz's conservatives winning the election, which was inline with earlier pre-polls. Merz will now negotiate a clear-cut coalition with one other party, and aim to turnaround the stagnant economy, impacted by changing trade flows, weak manufacturing industry and high energy vulnerability. The conservatives and socialists hold enough seats to jointly secure a parliamentary majority - however, they must enlist additional allies to attain the two-thirds majority needed to loosen Germany's rigid fiscal policies.

On the monetary policy front, there were cuts in Australia (RBA cut to 25bps to 4.1%, as expected), Thailand (cut 25bps in response to weaker growth outlook and trade uncertainty), India (cut 25bps for the first time this cycle as inflation eased) and BoE (cut 25bps to 4.5% as expected to help spur weaker growth). Brazil hiked 100bps as expected, with another 100-150bps expected this cycle to contain inflationary expectations.

Geopolitical tensions remain elevated as daily Trump rhetoric continues to spook the market and ongoing conflicts in Ukraine and Gaza show little sign of resolution in the near term.

Fund details

Feature	Information
APIR code	BFL0019AU
Investment manager	4D Infrastructure
Portfolio manager	Sarah Shaw
Reporting currency	A\$ Unhedged
Recommended investment period	Five years
Cash limit	10%
No. of securities	38
Application/redemption price (AUD) ⁵	1.7593/1.7523
Distribution frequency	Quarterly
Management fees and costs ⁶	1.00% p.a. (including GST)
Performance fee ⁷	10.25% p.a. (including GST)
Buy/sell spread	+/- 0.20%
Minimum investment (AUD)	25,000

How to invest

The Fund is open to investors directly via the PDS (available on our [website](#)), mFund (code: 4DI01) or the following platforms. Visit [How to invest](#) to find out more.

Platforms

AMP North	Netwealth (Super Service, Wrap Service, IDPS)
BT Asgard (Panorama)	OneView
CFS (FirstWrap, Edge)	Powerwrap (IDPS)
Dash	Praemium (Non Super, Super)
Hub24 (Super, IDPS)	
Macquarie Wrap (IDPS, Super)	
Mason Stevens	

Get in touch



[4Dinfra.com](https://www.4Dinfra.com)



client.experience@bennelongfunds.com



1800 895 388 (AU) or 0800 442 304 (NZ)

1 OECD G7 Inflation Index + 5.5%.

2 Inception date is 7 March 2016.

3 The reference index is the FTSE Global Core Infrastructure 50/50 Net Total Return in AUD. This is provided as an indicative comparison only and is not the Fund Benchmark.

4 The reference index is the S&P Global Infra AUD Net Total Return Index. This is provided as an indicative comparison only and is not the Fund Benchmark.

5 All unit prices carry a distribution entitlement.

6 Management fees and costs consist of annual management fee rate and capped recoverable expenses. For a detailed split of the fees and costs, please refer to the fund(s) PDS.

7 Performance fee is 10.25% (including GST net of reduced input tax credits) of any amount by which the investment return is greater than the return of the benchmark (OECD G7 inflation index + 5.5% per annum). All values are in Australian dollars.

This information is issued by Bennelong Funds Management Ltd (ABN 39 111 214 085, AFSL 296806) (BFML) in relation to the 4D Global Infrastructure Fund (Unhedged). The Fund is managed by 4D Infrastructure, a Bennelong boutique. This is general information only, and does not constitute financial, tax or legal advice or an offer or solicitation to subscribe for units in any fund of which BFML is the Trustee or Responsible Entity (Bennelong Fund). This information has been prepared without taking account of your objectives, financial situation or needs. Before acting on the information or deciding whether to acquire or hold a product, you should consider the appropriateness of the information based on your own objectives, financial situation or needs or consult a professional adviser. You should also consider the relevant Information Memorandum (IM) and or Product Disclosure Statement (PDS) which is available on the BFML website, [bennelongfunds.com](https://www.bennelongfunds.com), or by phoning 1800 895 388 (AU) or 0800 442 304 (NZ). Information about the Target Market Determinations (TMDs) for the Bennelong Funds is available on the BFML website. BFML may receive management and or performance fees from the Bennelong Funds, details of which are also set out in the current IM and or PDS. BFML and the Bennelong Funds, their affiliates and associates accept no liability for any inaccurate, incomplete or omitted information of any kind or any losses caused by using this information. All investments carry risks. There can be no assurance that any Bennelong Fund will achieve its targeted rate of return and no guarantee against loss resulting from an investment in any Bennelong Fund. Past fund performance is not indicative of future performance. Information is current as at the date of this document. 4D Infrastructure Pty Ltd (ABN 26 604 979 259) is a Corporate Authorised Representative of BFML.