

Performance report | 31 December 2024

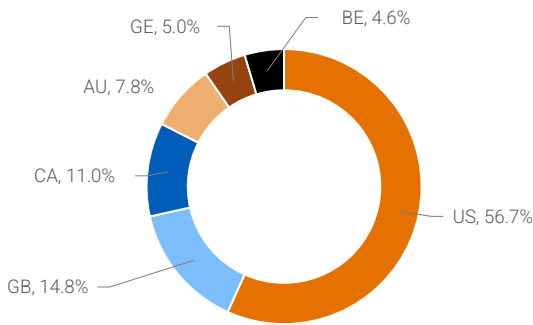
Quay Global Real Estate Fund (Unhedged)

Net returns

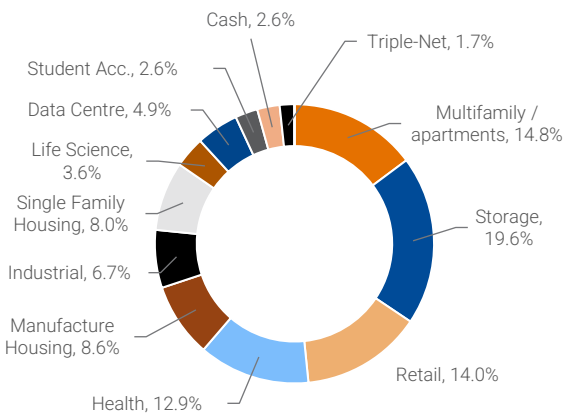
	1 mth	3 mths	6 mths	1 year	2 years p.a.	3 years p.a.	5 years p.a.	10 years p.a.	Since inception ² p.a.
Fund	-3.84%	-3.28%	+7.97%	+7.95%	+12.56%	-0.11%	+4.19%	+8.08%	+9.69%
Benchmark ¹	-2.23%	+1.19%	+13.06%	+11.24%	+10.10%	-0.88%	+1.55%	+5.12%	+6.41%
Value added	-1.61%	-4.47%	-5.09%	-3.29%	+2.46%	+0.77%	+2.64%	+2.96%	+3.28%

Performance figures include dividends and are after all fees and costs and gross of any earnings tax, but after withholding tax. 'Value added' calculation does not use rounded performance figures. Past performance is not indicative of future performance.

Geographic weighting



Sector weighting



Commentary

It was a challenging month and quarter for global real estate and the Fund. For the period ended December, the Fund returned -3.8% for the month, and -3.3% for the quarter. These returns were despite a positive currency contribution of +3.9% and +7.9% respectively.

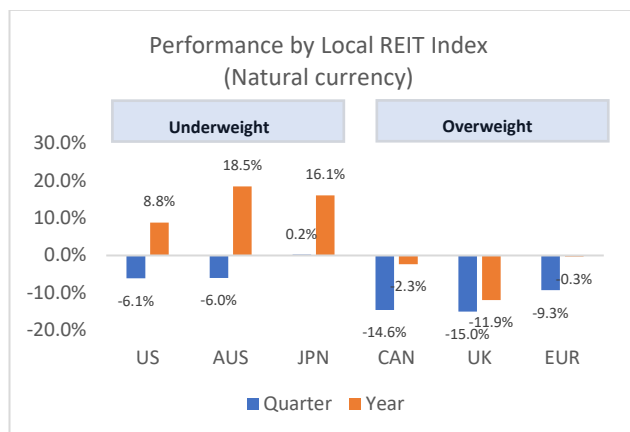
There was an array of factors that drove Fund returns which we summarise below.

- Post the US September rate cut, US economic data points continued to surprise to the upside, slowly repricing long end US treasuries.
- This was exacerbated in December, when Fed Chair Jerome Powell provided a "hawkish cut". That is, a signal to investors future interest rate cuts were less certain and dependent on future data. Global bond yields in most jurisdictions reacted negatively.
- A change in immigration policy in Canada (a 2-year hiatus on net immigration) hit the REITs hard – particularly housing (in which the Fund has 6% exposure). In addition, President elect Trump's threat of tariffs created additional uncertainty.
- Political uncertainty in Europe where in France, prime minister Barnier resigned after opposition lawmakers voted to topple his government, and in Germany following the collapse of Chancellor Scholz's three party coalition in November. Both events negatively impacted sentiment on the continent.

Aside from the short-term change in Canadian immigration policy, most factors affecting returns continue to be macroeconomic and sentiment in nature – factors we believe will reverse over time.

In relative terms, the continued bull run in US equities helped US REITs compared to other geographies, however the sour sentiment in Europe dragged most of our positions significantly negative in the month and quarter. Along with the US, Japan and Australia also held up relatively well – markets where the fund has a relatively low weight.

The stark market performance difference by geography is highlighted below.



Source: Bloomberg, Quay Global

As a reminder, we do not invest based on geographic weighting, but based on bottom-up analysis. Because of our stock picking approach, the portfolio currently has an outsized weighting to Europe, UK and Canada – three regions that performed exceptionally poorly in the past month, quarter and year.

There was not much company news since late November apart from a Q4 trading update from Safestore (European storage) which we (and other market participants) viewed as marginally positive as the company confirmed they were on track to meet earnings expectations. That news did not prevent the stock declining -7.7% for the month and -25% for the quarter. Safestore was our largest detractor in the month.

2024 summary

The calendar year total return of +8.4% generally met our total return target (CPI + 5%) but was still somewhat disappointing as most of the returns was generated by currency rather than stock performance.

Safestore (Storage), Shurgard (Storage) and InterRent (Apartments) were the largest detractors for the year while returns from the big themes of healthcare and data centres were captured by our outsized exposure to Ventas, Chartwell and Digital Realty.

2025 outlook

We have made very few changes to the portfolio over the past month and quarter and see no reason to do so now. Despite the vicious change in sentiment since September last year (especially in UK / Europe), we believe our investees are well positioned to capture solid earnings growth driven by improving pricing power, and in many cases, backed by the strong thematic of ageing population, global

housing shortages, and the secular growth of European self-storage.

Longer term, we continue to see evidence of a demand and supply mismatch in most real estate markets as the economics of building new supply remain challenging. This remains especially so in sectors such as senior housing, residential, and retail – sectors where the Fund retains a sizeable exposure.

Fund details

Feature	Information
APIR Code	BFL0020AU
Investment objective	To generate a real total return of at least 5% above CPI per annum over a 5+ year investment horizon
Portfolio managers	Chris Bedingfield/Justin Blaess
Stock number	25
Inception date	30 July 2014 ²
Recommended investment period	Long term (5+ years)
Minimum investment (AUD)	\$20,000
Additional investment (AUD)	\$5,000
NAV ³	1.4433
Buy/Sell spread	+/-0.20%
Entry/Exit fees	Nil
Distributions	Bi-annual
Management fees and costs ⁴	0.87%

How to invest

The Fund is open to investors directly via the PDS (available on our [website](#)) or the following platforms. Visit [How to invest](#) to find out more.

Platforms

AMP (My North, North, Summit, iAccess)	Mason Stevens
BT Asgard (Infinity eWrap)	MLC (Navigator, Wrap)
BT (Panorama)	Netwealth (Super Service, Wrap Service, IDPS)
CFS (FirstChoice, FirstWrap)	Oasis (Wealthtrac)
Dash	Powerwrap (IDPS)
Hub24 (Super, IDPS)	Praemium (Non Super, Super)
Macquarie Wrap (IDPS, Super)	

Get in touch



quaygi.com



client.experience@bennelongfunds.com



1800 895 388 (AU) or 0800 442 304 (NZ)

- ¹ Benchmark is the FTSE/ EPRA NAREIT Developed Index Net TR AUD. Source: FTSE International Limited ("FTSE") © FTSE 2017. "FTSE®" is a trade mark of the London Stock Exchange Group companies and is used by FTSE International Limited under licence. "NAREIT®" is a trade mark of the National Association of Real Estate Investment Trusts and "EPRA®" is a trade mark of European Public Real Estate Association and all are used by FTSE under licence. All rights in the FTSE indices and / or FTSE ratings vest in FTSE and/or its licensors. Neither FTSE nor its licensors accept any liability for any errors or omissions in the FTSE indices and / or FTSE ratings or underlying data. No further distribution of FTSE Data is permitted without FTSE's express written consent.
- ² The Quay Global Real Estate Fund (Unhedged) was launched on 30 July 2014 by another trustee, and the above performance data relates to this strategy. Bennelong assumed responsibility as replacement trustee on 31 January 2016. For performance history relating to this date, please contact Client Experience on 1800 895 388 (AU) or 0800 442 304 (NZ) or client.experience@bennelongfunds.com.
- ³ Adjusted for expected withholding taxes.
- ⁴ Management fees and costs consist of annual management fee rate and capped recoverable expenses. For a detailed split of the fees and costs, please refer to the fund(s) PDS.

This information is issued by Bennelong Funds Management Ltd (ABN 39 111 214 085, AFSL 296806) (BFML) in relation to the Quay Global Real Estate Fund (Unhedged). The Fund is managed by Quay Global Investors, a Bennelong boutique. This is general information only, and does not constitute financial, tax or legal advice or an offer or solicitation to subscribe for units in any fund of which BFML is the Trustee or Responsible Entity (Bennelong Fund). This information has been prepared without taking account of your objectives, financial situation or needs. Before acting on the information or deciding whether to acquire or hold a product, you should consider the appropriateness of the information based on your own objectives, financial situation or needs or consult a professional adviser. You should also consider the relevant Information Memorandum (IM) and or Product Disclosure Statement (PDS) which is available on the BFML website, bennelongfunds.com, or by phoning 1800 895 388 (AU) or 0800 442 304 (NZ). Information about the Target Market Determinations (TMDs) for the Bennelong Funds is available on the BFML website. BFML may receive management and or performance fees from the Bennelong Funds, details of which are also set out in the current IM and or PDS. BFML and the Bennelong Funds, their affiliates and associates accept no liability for any inaccurate, incomplete or omitted information of any kind or any losses caused by using this information. All investments carry risks. There can be no assurance that any Bennelong Fund will achieve its targeted rate of return and no guarantee against loss resulting from an investment in any Bennelong Fund. Past fund performance is not indicative of future performance. Information is current as at the date of this document. Quay Global Investors Pty Ltd (ABN 98 163 911 859) is a Corporate Authorised Representative of BFML.