

4D Global Infrastructure Fund (Unhedged)

Performance report | 31 December 2022

Overview

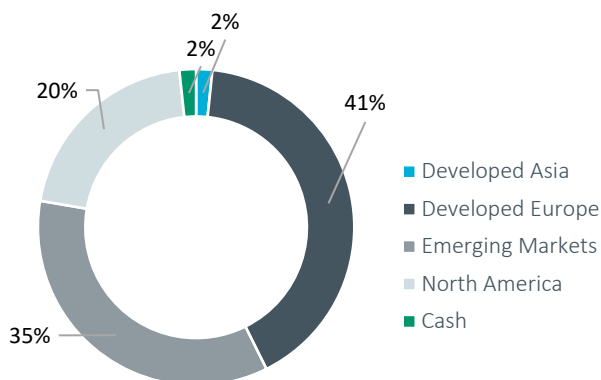
4D Infrastructure is a boutique asset manager investing in listed infrastructure companies across all four corners of the globe. Our investment objective is to identify quality infrastructure companies that are trading below fair value and have sustainable, growing earnings combined with sustainable, growing dividends. The 4D Global Infrastructure Fund (Unhedged) aims to outperform the OECD G7 Inflation Index + 5.5% p.a. over the medium to long term (before fees). It is currency unhedged.

Net client returns (after fees and expenses)

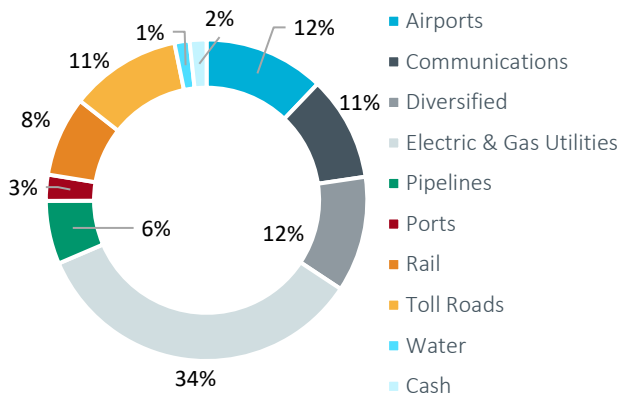
	1 mth	3 mths	6 mths	1 year	2 years p.a.	3 years p.a.	5 years p.a.	Since inception ² p.a.
Fund	-2.25%	6.51%	0.66%	-0.24%	5.32%	0.90%	5.95%	8.23%
Benchmark ¹	0.83%	2.09%	6.15%	13.62%	11.73%	9.91%	8.86%	8.43%
Value added	-3.08%	4.42%	-5.49%	-13.86%	-6.41%	-9.01%	-2.90%	-0.20%

¹Value added' calculation does not use rounded performance figures. Past performance is not indicative of future performance.

Regional breakdown



Sector breakdown



Top 10 positions

Stock	End weight %
Cellnex	6.29
Iberdrola	5.24
Enel	4.53
Shenzhen International	4.46
Sempra Energy	3.86
Getlink	3.79
AENA	3.73
Vinci	3.60
Ferrovial	3.58
Jasa Marga	3.56
Total	42.65

Portfolio performance review

The 4D Global Infrastructure Fund (Unhedged) was down a net 2.25% (AUD) in December 2022, under-performing the benchmark's return of 0.83% (by 3.08%) but out-performing the FTSE 50/50 Infrastructure Index which was down 3.33% (AUD). Currency contributed 22bp to performance in December.

The strongest performer for December was Chinese toll road operator Yuexiu Transport +16.4% recovering off a very low valuation as China rapidly re-opens and talks of stimulus gain traction.

The weakest performer in December was Mexican Airport operator GAP down 10.3%. There was no negative news on the story in December and expect this was profit taking – we see it as a buying opportunity.

The market remains incredibly volatile on inflation/interest rate/growth concerns as central banks around the world raise rates in an effort to bring inflation back to target levels. The current volatility ignores the fact that listed infrastructure as an asset class can fundamentally do well in an inflationary environment, with explicit or implicit hedges and long-term predictable earnings profiles underpinned by contract or regulation. We believe it is a sensible portfolio allocation at the current stage of the economic cycle and we believe the current weakness is a buying opportunity for the asset class.

Month in review

The US got the strongest sign yet that inflation may have finally peaked. Excluding food and energy, the CPI rose only 0.2% in November, the smallest monthly increase since August 2021. This inflation gauge is a favourite of Federal Reserve Chair Jerome Powell. It's a promising sign that the central bank's strategy is working. Nevertheless, the fight isn't over yet and high prices are here to stay for some time. In announcing a further 0.5% rate hike in December Mr Powell said the Federal Reserve is not close to ending its anti-inflation campaign. 'We still have some ways to go', he told a press conference in Washington after the Federal Open Market Committee raised its benchmark rate by 50 basis points to a 4.25% to 4.5% target range. Policymakers projected rates would end 2023 at 5.1%, according to their median forecast, before being cut to 4.1% in 2024 – a higher level than previously indicated.

Other central banks are similarly concerned about inflation with no less than 7 handing down policy decisions just after the Fed in December. 5 of them raised rates by 0.5%, one by 0.25% (Norges Bank) and one (Taiwan) by just 0.235%. The one exception to general global monetary tightening was the Bank of Japan (BoJ). At its meeting in December the BoJ kept its policy rate unchanged and left its 10-year government bond yield target at 0%. Somewhat less expectedly the BoJ widened the band around the bond yield target. This decision sent shockwaves throughout markets.

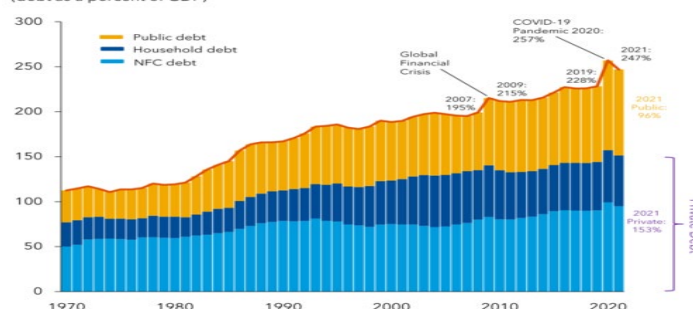
Following the easing of its Covid-19 restrictions, China is grappling with what's shaping-up to be the biggest Covid-19 outbreak ever seen. So, we will be monitoring this closely to see whether China is likely to save global growth in 2023 or rather could the health cost add to the global slowdown.

Luiz Inacio Lula da Silva has been sworn in as the new president of Brazil defeating Jair Bolsonaro in October's poll – this is the third time he has held the country's highest office. The veteran left-wing politician, known widely as Lula, also led the country between 2003 and 2010. In his first speech, Lula vowed to rebuild the country.

We monitor trends in global debt as many a financial crisis has had its origins in excessive debt levels. They remained above pre-pandemic levels in 2021 even after posting the steepest decline in 70 years. Total public and private debt decreased in 2021 to the equivalent of 247% of global GDP, falling by 10% points from its peak level in 2020, according to the latest update of the IMF. Expressed in dollar terms, however, global debt continued to rise, although at a much slower rate, reaching a record US\$235 trillion end of 2021.

Up and down

Global public and private debt ratios fell sharply in 2021, after the record surge in 2020. (debt as a percent of GDP)



Source: IMF Global Debt Database and IMF staff calculations. Note: The estimated ratios of global debt to GDP are weighted by each country's GDP in US dollars. NFC = Non-financial corporations.

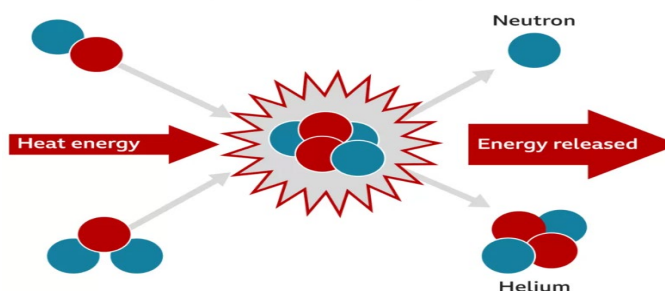


Three main drivers explain these unusually large movements in both private and public debt: (1) large fluctuations in economic growth; (2) high and more volatile inflation; and (3) the effects of economic shocks on the budgets of governments, firms, and households.

Finally, a major breakthrough by US scientists in the race to recreate nuclear fusion has been announced. Physicists have pursued the technology since the 1950's as it promises a potential source of near-limitless clean energy. Researchers at the National Ignition Facility at the Lawrence Livermore National Laboratory (LLNL) in California said in December 2022 that they have overcome a major barrier - producing more energy from a fusion experiment than was put in. While there is clearly still a long way to go in the development of this technology, and its commercialisation, its successful deployment would have huge implications for the Infrastructure and Utilities sector.

How nuclear fusion works

1	2	3
Hydrogen atoms are heated	Fusion reaction	Helium, neutron and energy released



Fund details

Feature	Information
APIR code	BFL0019AU
Investment manager	4D Infrastructure
Portfolio manager	Sarah Shaw
Reporting currency	A\$ Unhedged
Recommended investment period	Five years
Stock / cash limit	+7% / 10%
No. of securities	37
Application/redemption price (AUD) ³	1.4588/1.4530
Distribution frequency	Quarterly
Management fee ⁴	0.95% p.a. (including GST)
Performance fee ⁵	10.25% p.a. (including GST)
Buy/sell spread	+/- 0.20%
Minimum investment (AUD)	25,000

How to invest

The Fund is open to investors directly via the PDS (available on our [website](#)), mFund (code: 4DI01) or the following platforms. Visit [How to invest](#) to find out more.

Platforms

AMP North	Powerwrap (IDPS)
BT Asgard (Panorama)	Wealthtrac
Colonial First Wrap	Praemium (Non Super, Super)
Hub24 (Super, IDPS)	Wealth O2
Macquarie Wrap (IDPS, Super)	
Mason Stevens	
Netwealth (Super Service, Wrap Service, IDPS)	

Get in touch



[4Dinfra.com](https://www.4Dinfra.com)



1800 895 388 (AU) or 0800 442 304 (NZ)



client.experience@bennelongfunds.com

1 OECD G7 Inflation Index + 5.5%.

2 Inception date is 7 March 2016.

3 All unit prices carry a distribution entitlement.

4 Management fee is 0.95% p.a. (including GST net of reduced input tax credits) of the Net Asset Value of the Fund.

5 Performance fee is 10.25% (including GST net of reduced input tax credits) of any amount by which the investment return is greater than the return of the benchmark (OECD G7 inflation index + 5.5% per annum). All values are in Australian dollars.

This information is issued by Bennelong Funds Management Ltd (ABN 39 111 214 085, AFSL 296806) (BFML) in relation to the 4D Global Infrastructure Fund (Unhedged). The Fund is managed by 4D Infrastructure, a Bennelong boutique. This is general information only, and does not constitute financial, tax or legal advice or an offer or solicitation to subscribe for units in any fund of which BFML is the Trustee or Responsible Entity (Bennelong Fund). This information has been prepared without taking account of your objectives, financial situation or needs. Before acting on the information or deciding whether to acquire or hold a product, you should consider the appropriateness of the information based on your own objectives, financial situation or needs or consult a professional adviser. You should also consider the relevant Information Memorandum (IM) and or Product Disclosure Statement (PDS) which is available on the BFML website, [bennelongfunds.com](https://www.bennelongfunds.com), or by phoning 1800 895 388 (AU) or 0800 442 304 (NZ). Information about the Target Market Determinations (TMDs) for the Bennelong Funds is available on the BFML website. BFML may receive management and or performance fees from the Bennelong Funds, details of which are also set out in the current IM and or PDS. BFML and the Bennelong Funds, their affiliates and associates accept no liability for any inaccurate, incomplete or omitted information of any kind or any losses caused by using this information. All investments carry risks. There can be no assurance that any Bennelong Fund will achieve its targeted rate of return and no guarantee against loss resulting from an investment in any Bennelong Fund. Past fund performance is not indicative of future performance. Information is current as at the date of this document. 4D Infrastructure Pty Ltd (ABN 26 604 979 259) is a Corporate Authorised Representative of BFML.