



# MONTGOMERY SMALL COMPANIES FUND

## INVESTMENT REPORT & FACT SHEET

### FUND OVERVIEW

Montgomery Lucent's investment philosophy is guided by fundamental research and analysis. Small market capitalisation companies are relatively under-researched and when markets misprice securities, this creates investment opportunities.

The Montgomery Small Companies Fund (The Fund) typically invests in a portfolio of 30 to 50 high quality, undervalued small and emerging companies with strong growth potential. The Fund will focus on investing in companies outside of the ASX 100 and across the New Zealand stock

market, while being able to invest up to 10% of the portfolio in pre-IPO opportunities.

We are searching for companies likely to benefit from secular trends, industry change and with substantial competitive advantages. With a "lifecycle approach" to sizing the portfolio positions depending on whether they are an early stage, emerging, developed or a core investment, The Fund is designed to be as agile as the remarkable small companies that it invests in. This is a long-only portfolio.

### FUND FACTS

#### INVESTMENT MANAGER

Montgomery Lucent Investment Management Pty Limited

#### OBJECTIVE

The Fund aims to outperform the S&P/ASX Small Ordinaries Accumulation Index over a rolling 5 year period.

#### BENCHMARK

S&P/ASX Small Ordinaries Accumulation Index

#### FUND CONSTRUCTION

The Fund's Small Cap portfolio will typically comprise 30-50 high quality stocks listed on the ASX and/or NZSX. Cash typically ranges around 10%.

#### APIR

FHT3726AU

#### RECOMMENDED INVESTMENT TIMEFRAME

5 years

#### MINIMUM INITIAL INVESTMENT

\$25,000

#### INCEPTION DATE

20 SEPTEMBER 2019

#### FUND SIZE

\$88.2M

#### MANAGEMENT FEE

1.23% per annum, which includes a management fee of 1.03% per annum. Both figures are GST inclusive and net of RITC.

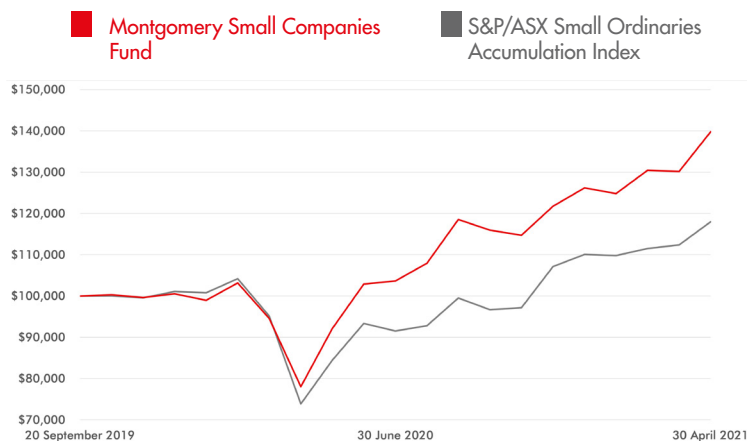
#### PERFORMANCE FEES

17.94% of the amount by which The Fund outperforms its Benchmark, after other fees and expenses have been deducted and achieves positive performance.

#### APPLICATION & REDEMPTION PRICES

[www.montinvest.com/our-funds/montgomery-small-companies-fund/](http://www.montinvest.com/our-funds/montgomery-small-companies-fund/)

### PERFORMANCE GRAPH



### CONTACT DETAILS

#### INVESTORS

Toby Roberts  
t 02 8046 5017  
e troberts@montinvest.com

#### ADVISERS, RESEARCHERS AND PLATFORMS

Scott Phillips (NSW)  
e sphillips@montinvest.com  
Dean Curnow (NSW, ACT, WA)  
e dcurnow@montinvest.com  
David Denby (VIC, SA)  
e ddenby@montinvest.com  
Michael Gallagher (QLD)  
e mgallagher@montinvest.com

### PORTFOLIO PERFORMANCE

(to 30 April 2021, after all fees)

	INCOME	CAPITAL GROWTH	MONTGOMERY SMALL COMPANIES FUND	S&P/ASX SMALL ORDINARIES ACCUM. INDEX	OUT/UNDER PERFORMANCE
1 month	0.00%	7.37%	7.37%	4.98%	2.39%
3 months	0.00%	11.98%	11.98%	7.44%	4.54%
6 months	0.00%	21.84%	21.84%	21.44%	0.40%
12 months	0.00%	51.79%	51.79%	39.78%	12.01%
Since inception#	0.00%	39.77%	39.77%	17.98%	21.79%
Compound annual return (since inception)#	0.00%	23.12%	23.12%	10.81%	12.31%

# Inception: 20 September 2019



The Montgomery Small Companies Fund (the Fund) returned 7.37 per cent, net of fees, in April versus the benchmark, the S&P/ASX Small Ordinaries Accumulation Index, which increased by 4.98 per cent. Since inception (20 September 2019), the Fund has increased 39.77 per cent, outperforming the benchmark by 21.79 per cent, after all expenses.

The largest positive contributors for April included City Chic Collective (ASX:CCX), Orocobre (ASX:ORE) and Uniti Group (ASX:UWL). CCX rallied on no new news, likely reflecting the improving consumption trends evident within the US economy which is benefiting from further stimulus and a well progressed vaccine rollout program. CCX remains our preferred e-commerce play – it hasn't been a COVID demand winner facing the prospect of slowing growth slowdown, rather strong growth rates should sustain. Management is executing well against the global growth strategy while gross margins should improve from mix shift back towards more formal wear as social gatherings resume and workers get back to the office. ORE rose on continued investor enthusiasm towards the global decarbonisation theme and news of a merger with Galaxy Resources (ASX:GXY). The proposed \$4 billion merger of equals will create the world's fifth largest lithium player with a diverse portfolio of assets and a strong balance sheet to accelerate development opportunities, particularly in Argentina where ORE has extensive operating experience and GXY an undeveloped project. We think this transaction makes strong strategic sense with the potential to unlock significant shareholder value over time. UWL shares posted another solid month's performance – supported by broker upgrades and growing awareness of the strategic value of UWL's network infrastructure.

Notwithstanding the strong recent performance of the share price, we still view UWL as attractively positioned for the certainty and quality of the growth in its infrastructure like assets.

The largest detractors from performance included Corporate Travel Management (ASX:CTD), Seven Group Holdings (ASX:SVW) and Webjet (ASX:WEB). CTD and WEB shares retraced as investor sentiment towards travel stocks soured on the back of rising global COVID-19 infections, particularly in India. CTD released a positive market update highlighting that the business broke even in March with 4QFY21 expected to be EBITDA positive. Management noted that ANZ domestic bookings have recovered strongly while the outlook for the US and the UK (which together represent c.70 per cent of group revenue) is positive considering the advanced stages of vaccination rollouts within these countries, in conjunction with the recent new client wins. WEB is due to report FY21 results later this month. SVW shares underperformed after the company raised \$500 million in fresh equity to restore balance sheet flexibility (potentially ahead of a material transaction) and Beach Energy (ASX:BPT, 30 per cent owned by SVW) surprised the market with a material production and reserve downgrade. We think SVW represents a high-quality play on attractive domestic themes (iron ore mining production volumes, infrastructure and building activity) and we back management to continue building value for shareholders.

Continued on the next page...

TOP COMPLETED HOLDINGS\* (TCH)

(as at 30 April 2021 showing top 5 of 50 holdings, in alphabetical order)

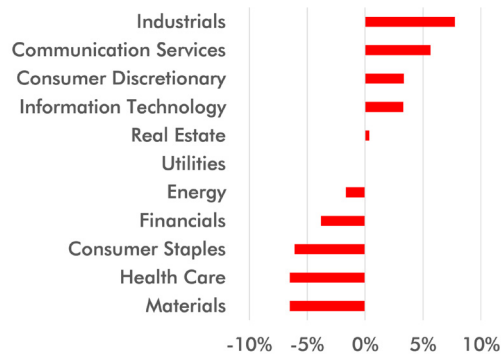
COMPANY NAME	TICKER	COMPANY WEBSITE
Alliance Aviation Services	ASX:AQZ	<a href="https://www.allianceairlines.com.au/">https://www.allianceairlines.com.au/</a>
Bingo Industries	ASX:BIN	<a href="https://www.bingoindustries.com.au/">https://www.bingoindustries.com.au/</a>
EML Payments	ASX:EML	<a href="https://www.emlpayments.com/">https://www.emlpayments.com/</a>
Macquarie Telecom Group	ASX:MAQ	<a href="https://macquarietelecom.com/">https://macquarietelecom.com/</a>
Uniti Group	ASX:UWL	<a href="https://unitigrouplimited.com/">https://unitigrouplimited.com/</a>

\*Top Completed Holdings are businesses we own but are not actively buying or selling at the time of writing.

Total equity weighting 95.82%

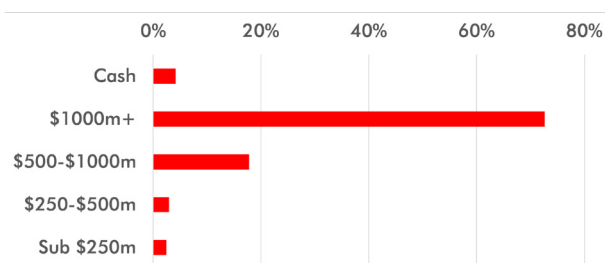
Total cash weighting 4.18%

GICS SECTOR WEIGHTS RELATIVE TO THE BENCHMARK



Montgomery Small Companies Fund

MARKET CAPITALISATION EXPOSURE



PLATFORMS WE ARE ON: Netwealth (IDPS and Super/Pension) ⇌ uXchange ⇌ BT Wrap ⇌ BT Panorama ⇌ HUB24 (IDPS and Super) ⇌ Ausmaq ⇌ Macquarie Wrap ⇌ Asgard ⇌ Praemium IDPS ⇌ Mason Stevens

# Portfolio Performance is calculated after fees and costs, including the investment management fee and performance fee, but excludes the buy/sell spread. All returns are on a pre-tax basis. This report was prepared by Montgomery Lucent Investment Management Pty Limited, (ABN 58 635 052 176, Authorised Representative No. 001277163) (Montgomery) the investment manager of the Montgomery Small Companies Fund. The responsible entity of the Fund is Fundhost Limited (ABN 69 092 517 087) (AFSL No: 233 045) (Fundhost). This document has been prepared for the purpose of providing general information, without taking account your particular objectives, financial circumstances or needs. You should obtain and consider a copy of the Product Disclosure Statement (PDS) relating to the Fund before making a decision to invest. Available here: <https://fundhost.com.au/fund/montgomery-small-companies-fund/> While the information in this document has been prepared with all reasonable care, neither Fundhost nor Montgomery makes any representation or warranty as to the accuracy or completeness of any statement in this document including any forecasts. Neither Fundhost nor Montgomery guarantees the performance of the Fund or the repayment of any investor's capital. To the extent permitted by law, neither Fundhost nor Montgomery, including their employees, consultants, advisers, officers or authorised representatives, are liable for any loss or damage arising as a result of reliance placed on the contents of this document. Past performance is not indicative of future performance.

**Market commentary**

April was a strong month for global equities with improved investor sentiment reflecting lower bond market volatility and macro data that continues to surprise to the upside. Although the pandemic is far from over, with many countries experiencing second and third waves, both the US and the UK are making solid progress with their vaccine rollouts illustrating what the pathway could look like. Thematically, there was a notable rotation back towards the technology and resources sectors and away from direct re-opening sectors such as energy and travel. Commodity prices surged on the stronger macro backdrop and the Electric Vehicle (EV)/de-carbonisation theme gained further global momentum. Domestically, the economy appears to have successfully absorbed the end of the Federal Government JobKeeper support, as evidenced by elevated consumption trends and falling unemployment. It seems that closed international borders are having a more material stimulus impact to savings and consumption activity.

**Outlook**

A key feature of our investment process is to hunt down the market share takers. These are companies that we believe have developed a sustainable competitive advantage that has enhanced their ability to wrestle market share away from often larger incumbents. We know market share changes hands most easily during periods of rapid industry change, such as during COVID or more specifically the recovery from it. Competitively advantaged businesses in those dynamic sectors are likely to emerge with potentially materially more market share on the recovery than they had prior to the downturn. As you would expect we have been positioning the portfolio for this opportunity.

We think the medium-term outlook includes a period where investors get good visibility of what a recovery looks like as the combination of vaccine rollout progress in Western Economies (specifically US and UK) and a move into Northern Hemisphere summer brings the conditions of rising economic activity and recovery. And we hope to witness this via the market share taking power of some of the key investee companies in our portfolio.

