

Wheelhouse Global Equity Income Fund

Monthly performance update

As at 31 July 2018

Performance

	1 month	3 months	6 months	1 year	Since inception p.a.
Income	0.00%	3.75%	5.14%	8.11%	6.77%
Growth	1.36%	0.73%	3.36%	8.29%	2.38%
Total Fund return	1.36%	4.48%	8.49%	16.41%	9.15%
Benchmark*	2.52%	5.29%	7.16%	20.31%	12.74%
Income Index**	2.25%	5.86%	9.81%	17.84%	10.27%

Performance figures are net of fees and expenses. Inception date is 26 May 2017.

*Benchmark is the MSCI World Index ex Australia.

**The Income Index is used to assess the performance of the Fund over a shorter period than the longer-term investment horizon of the benchmark. It comprises 50% of the Fund's benchmark (the MSCI World Index ex Australia) and 50% of the Put Write Index, an all income index which serves as a proxy for the Fund's income-generated returns.

Monthly performance review

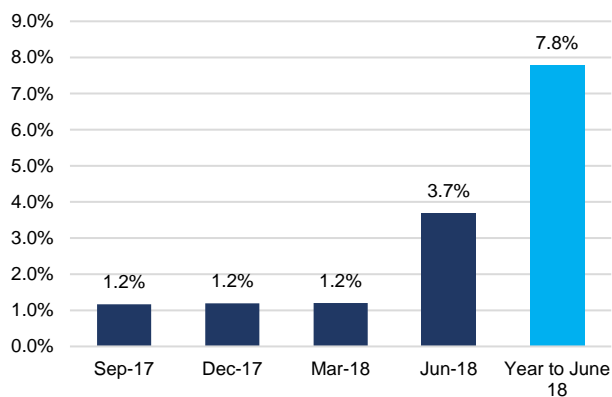
The Fund returned 1.36% for the month of July, behind the benchmark return of 2.52%. This return comprised:

- A return of 1.89% from the portfolio (in USD); and
- A negative return of 0.53% from the strengthening of the Australian dollar versus US dollar.

Lower risk returns

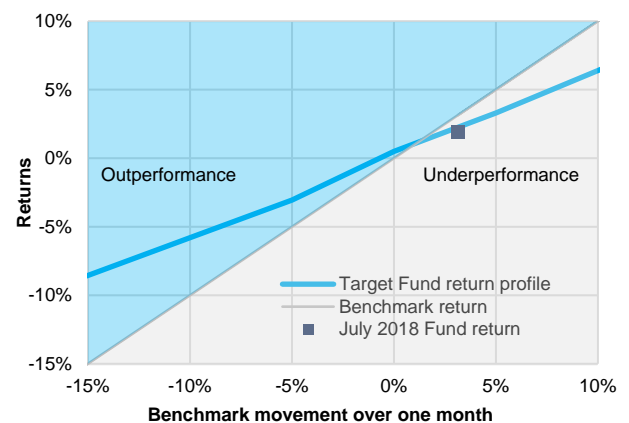
The strategy's high-income generation and active tail risk program are designed to lower risk and deliver equity returns with a smoother, more retiree-friendly return profile. As a result, returns are expected to add relative value in weak and low-growth markets, and to drag in more positive markets. We assess this return profile in USD to strip out the influence of the AUD/USD currency movements.

Income return



Source: Wheelhouse

Targeted monthly return profile



Wheelhouse is a retirement solution designed to deliver better investment outcomes to Australian retirees. Our philosophy is based on three pillars:

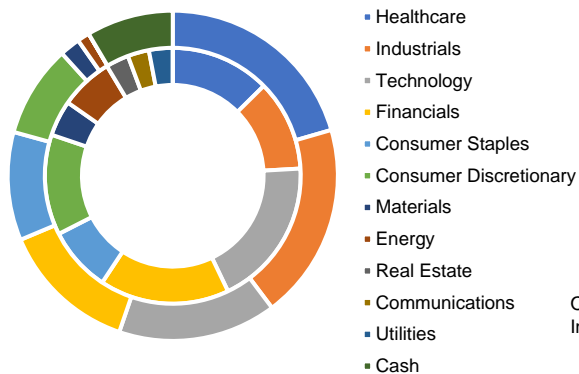
- investing in global equities as a **growth asset** to address longevity risk;
- shaping returns to be **retiree-friendly** with lower volatility, better capital preservation and consistent income; and
- delivering a **lower cost** solution to help improve outcomes.

Wheelhouse Global Equity Income Fund

Monthly performance update

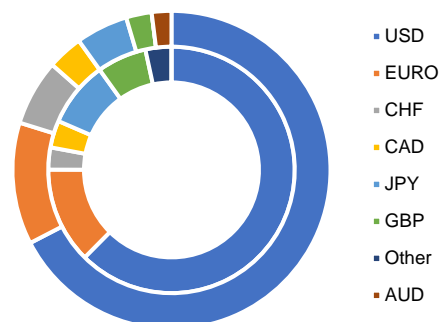
As at 31 July 2018

Sector exposure



Outer circles: Wheelhouse
Inner circles: Benchmark

Currency exposure



Contributors	Detractors
IQVIA Holdings	Polaris Industries
Pfizer	Twenty-First Century Fox
Transdigm Group	Julius Baer Gruppe
United Technologies	Facebook
Eli Lilly	Kao Corp

How to invest

The Fund is open to investors directly via the PDS, available on our website, or the following platforms.

Platforms

Hub24 (Super, IDPS), Netwealth (IDPS), Powerwrap (IDPS)

Contact us

For more information, call 1800 895 388 or visit wheelhouse-partners.com

Fund at a glance

APIR Code	BFL3446AU
Benchmark	MSCI World Index (ex-Australia)
Stock range	50 to 100 stocks
Buy/sell	+/- 0.30%
Cash limit	0-10%
Recommended investment period	Medium to longer term (five years plus)
Investment amount	Initial investment minimum: \$10,000
Fees and charges	0.79% p.a. (including GST net of reduced input tax credits) of the NAV of the Fund. There is no performance fee.
Inception date	26 May 2017

Note returns are expressed in AUD unless USD is specified, and are net of fees and expenses unless specified as gross.

The Fund is managed by Wheelhouse Investment Partners Pty Ltd, a Bennelong Funds Management boutique. This information is issued by Bennelong Funds Management Ltd (ABN 39 111 214 085, AFSL 296806) (BFML) in relation to the Wheelhouse Global Equity Income Fund. The information provided is general information only. It does not constitute financial, tax or legal advice or an offer or solicitation to subscribe for units in any fund of which BFML is the Trustee or Responsible Entity (Bennelong Fund). This information has been prepared without taking account of your objectives, financial situation or needs. Before acting on the information or deciding whether to acquire or hold a product, you should consider the appropriateness of the information based on your own objectives, financial situation or needs or consult a professional adviser. You should also consider the relevant Information Memorandum (IM) by phoning 1800 895 388. BFML may receive management and/or performance fees from the Bennelong Funds, details of which are also set out in the current IM. BFML and the Bennelong Funds, their affiliates and associates accept no liability for any inaccurate, incomplete or omitted information of any kind or any losses caused using this information. All investments carry risks. There can be no assurance that any Bennelong Fund will achieve its targeted rate of return and no guarantee against loss resulting from an investment in any Bennelong Fund. Past fund performance is not indicative of future performance. Information is current as at the date of this report. Wheelhouse Investment Partners Pty Ltd (ABN 26 618 156 200) is a Corporate Authorised Representative of BFML.

Morningstar disclaimer: The Fund is not sponsored, endorsed, sold or promoted by Morningstar Australasia Pty Ltd or its affiliated companies (collectively, 'Morningstar'). Morningstar makes no representation or warranty, express or implied, to the Unitholders of the Fund or any member of the public regarding the advisability of investing in securities generally or in the Fund in particular or the ability of the Fund to track general stock market performance. Morningstar's only relationship to Wheelhouse Investment Partners Pty Ltd is the licensing of: (i) certain service marks and service names of Morningstar; and (ii) the Morningstar® Developed Markets Wide Moat Focus IndexSM which is determined, composed and calculated by Morningstar without regard to Wheelhouse Investment Partners Pty Ltd or the Fund. Morningstar has no obligation to take the needs of Wheelhouse Investment Partners Pty Ltd or the Unitholders of the Fund into consideration in determining, composing or calculating the Index. Morningstar is not responsible for and has not participated in the determination of the prices and amount of the Fund or the timing of the issuance or sale of the Fund or in the determination or calculation of the equation by which the Fund is converted into cash. Morningstar has no obligation or liability in connection with the administration, marketing or trading of the Fund. Morningstar does not guarantee the accuracy and/or the completeness of the Index or any data included therein and Morningstar shall have no liability for any errors, omissions, or interruptions therein. Morningstar makes no warranty, express or implied, as to results to be obtained by Wheelhouse Investment Partners Pty Ltd, owners or users of the Fund, or any other person or entity from the use of the Index or any data included therein. Morningstar makes no express or implied warranties, and expressly disclaims all warranties of merchantability or fitness for a particular purpose or use with respect to the Index or any data included therein. Without limiting any of the foregoing, in no event shall Morningstar have any liability for any special, punitive, indirect, or consequential damages (including lost profits), even if notified of the possibility of such damages.