

Apr-17 +5.84 %
Latest 12 Months +6.27 %

Key Points:

Research driven, market and sector neutral, "pairs" trading strategy investing primarily in large cap stocks from the ASX/S&P100 Index, with more than 15-years' track record and annualised net returns of over 16%.

The Fund was originally launched by Portfolio Manager Richard Fish in 2002 who subsequently built an investment team of five, while Bennelong Funds Management provided infrastructure, operational and compliance functions.

The Fund's Investment history commenced in February 2002 and has a performance history that includes 11.95% return in 2008 and 20.6% in 2011, both of which were negative years for the ASX200.

The Fund's returns across its investment history indicates the strategy's ability to provide positive returns in volatile and negative markets and significantly outperform the broader market.

In April 2017 Richard Fish announced his retirement effective at the end of June 2017 (following which he will remain a shareholder and on the board), with the Portfolio Management role being assumed by Sam Shepherd who had joined the team in 2012.

Management Company Overview:

The Bennelong Long Short Equity Fund (the "Fund") is an Australian Absolute Return fund established in 2002 by Richard Fish. BLSEM staff control 60% of the investment manager with the remainder owned by Bennelong Funds Management (BFM).

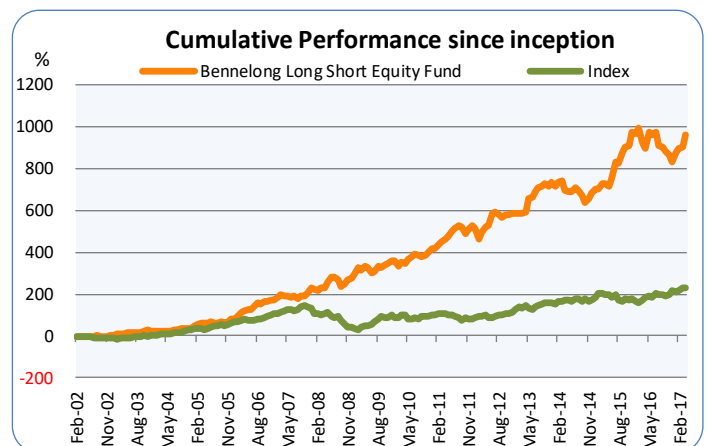
Prior to announcing his retirement Fish had over 30 years' experience in Australian equity markets including 10 years with the Australian equities team at National Australia Asset Management, a division of the National Australia Bank. In May 2012 Sam Shepherd joined the firm from Credit Suisse, where he ran the Melbourne institutional equities desk. Shepherd's 24 year experience also covers JP Morgan and Norwich Investment Management.

Shepherd is supported by Sam Taylor who is Head of Research and has 18 years' experience, including 11 with BLESME; and Senior Analysts Steve Lambeth (who joined BLSEM in August 2014 and has 14 years' experience) and Justin Hay (18 years' experience) who joined in 2016.



Key Performance Statistics	Bennelong	Index*
Apr-17	5.84	1.03
Annualised Return	16.74	8.19
Latest 3 Months	8.34	6.74
Latest 6 Months	7.57	13.84
Latest 12 Months	6.27	17.77
Latest 24 Months p.a.	12.86	5.81
Latest 36 Months p.a.	9.92	7.27
Latest 60 Months p.a.	11.23	11.00
% Positive Months	65.57	62.84
Best Month	10.16	7.98
Worst Month	-8.98	-12.61
Largest Drawdown	-14.83	-47.19
Average +ve Return	3.30	3.07
Average -ve Return	-2.34	-3.23
Annualised Standard Deviation	12.10	12.81
Downside Deviation (Since Inception)	6.80	9.38
Sharpe Ratio (Since Inception)	1.01	0.36
Sortino Ratio	1.69	0.40

*Index is ASX200 Total Return adjusted since Fund's Inception



Performance - Net of Fees (%)														Bennelong Long Short Equity Fund
Year	Jan	Feb	Mar	Apr	May	Jun	Jul	Aug	Sep	Oct	Nov	Dec	YTD	
2017	4.95	2.07	0.29	5.84	-	-	-	-	-	-	-	-	13.71%	
2016	-0.29	2.37	-6.73	-2.30	7.58	-1.04	1.46	-5.90	-1.06	-1.76	-2.24	-3.23	-13.07%	
2015	2.66	0.05	3.59	0.03	-1.91	4.86	8.85	-0.69	5.71	2.54	0.65	6.22	37.14%	
2014	-2.32	2.50	0.16	-4.97	-0.80	-0.44	3.04	-1.56	-3.59	-4.33	3.12	2.83	-6.63%	
2013	0.46	-0.28	0.69	0.01	9.49	1.10	3.52	2.27	0.83	1.88	-1.80	2.68	22.46%	
2012	-2.04	-8.43	6.35	4.22	1.19	8.47	1.57	-1.61	-2.00	1.69	-0.41	0.89	9.20%	
2011	-0.59	4.39	1.85	2.34	3.09	4.12	2.12	1.91	-1.25	-5.06	3.09	3.27	20.60%	
2010	0.25	-6.16	4.77	-1.10	3.24	2.84	2.90	-0.96	-0.98	1.23	2.87	3.65	12.71%	
2009	5.69	7.88	-1.72	4.26	-1.24	-7.16	2.24	5.61	-1.14	2.65	1.71	3.57	23.64%	
2008	-2.10	-2.82	3.40	1.06	7.07	7.36	1.16	-3.57	-8.98	3.78	5.78	0.49	11.95%	
2007	0.55	5.42	3.62	-3.12	0.92	-2.90	1.70	-3.72	5.63	-0.22	4.41	9.04	22.51%	
2006	1.24	4.76	10.16	2.90	2.59	0.95	5.57	7.67	-2.62	5.22	2.01	1.35	49.91%	
2005	6.29	7.29	5.01	-0.49	-0.27	1.81	-2.87	-1.51	4.10	-2.33	2.88	8.73	31.64%	
2004	0.19	0.17	0.49	-3.41	0.78	2.60	4.36	-0.80	3.22	1.42	-0.29	1.61	10.59%	
2003	2.34	6.21	-0.44	0.61	0.82	3.00	-1.93	-0.99	2.01	4.85	3.78	-1.27	20.33%	
2002	-	-3.31	3.12	-1.05	-0.31	-0.92	1.17	2.64	-3.45	-2.61	3.86	4.59	3.36%	

Investment Strategy:

The Fund only invests in ASX listed stocks, primarily within the top 100 by market capitalisation, using a disciplined "pairs trading" approach while remaining broadly market neutral on a cost basis.

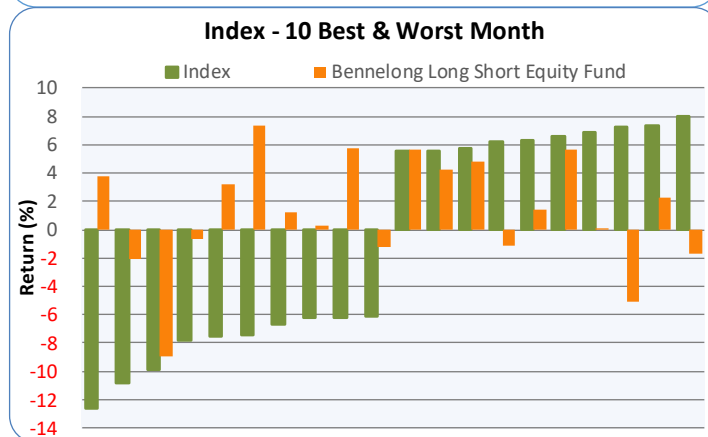
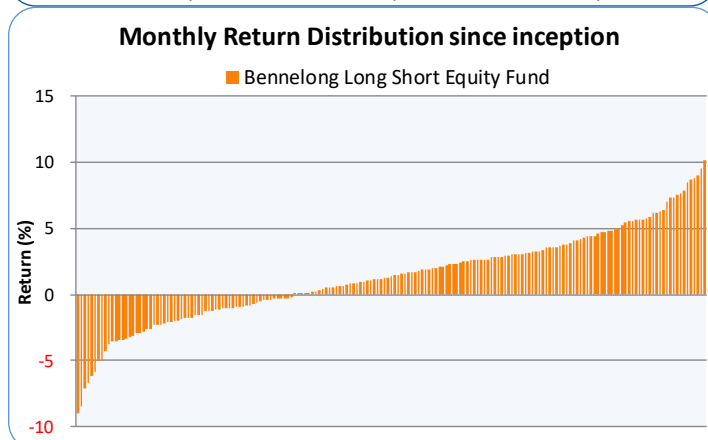
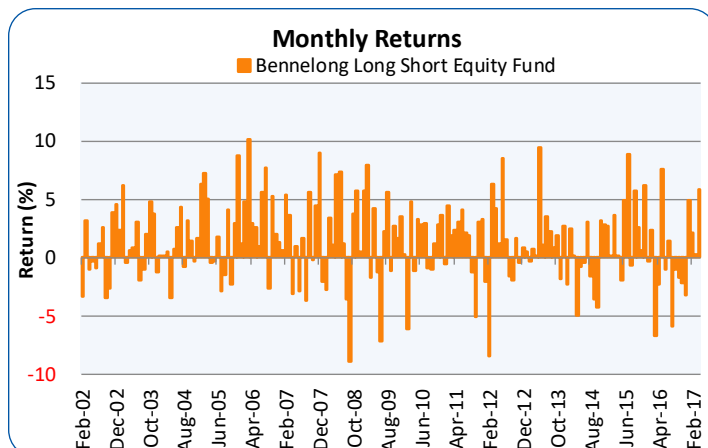
Typically, the Fund will hold 35 pairs (giving a total of around 70 stocks) each selected from the same market sector. On average each pair makes up only 3% of the overall portfolio, with a range of between 2 and 5%, and at the time of the initial investment each pair is broadly dollar neutral.

Each pair will contain one or more long and short positions each of which will have been thoroughly researched and analysed by the investment team. Ideally each stock's position will make a positive return to the portfolio, however it is the relative performance of each position in the pair that is critical to the performance of the pair as a whole.

As a result, the "pair" and therefore the Fund can make positive returns even if each stock moves in the same direction, provided the long position is more profitable than the short one. However, if neither side of the trade is profitable, strict controls are required to ensure losses are limited.

The final portfolio construction is therefore subject to strict risk limits and controls, and the portfolio is subject to continuous review and adjustment.

The strategy is deceptively simple and efficient as it allows the investment team to focus on the relatively small, stable, and well researched group of top 100 ASX stocks. However, market neutral "pairs" trading is notoriously difficult to execute profitably on a consistent long term basis, and analysis of the past history and performance of the Fund is indicative of the investment team's knowledge and ability.



Fundamental Research & Analysis

The fundamental research and formation of a view on sectors and individual stocks is focused on the top 100 ASX stocks. Information and initial ideas are generated from a range of sources including broker research and ASX notices.

The nucleus of the idea may come as a result of stock specific views, or may be driven from an overall sector view. In addition to the team's extensive market experience, industry contacts provide the genesis of ideas which help to identify opportunities.

Ideas and potential opportunities are researched in detail using fundamental analysis to determine both the absolute and relative value of stocks which make up the sector in question. An internal matrix and analysis system has been developed to thoroughly test and analyse stocks within the sector prior to selecting the "pair" that will be used to implement the trade.

Management Changes: Richard Fish's retirement

□ In April 2017 Bennelong announced that Richard Fish would retire effective 30 June. Fish has undoubtedly been one of the most successful absolute return managers in Australia, with the Fund significantly outperforming the ASX 200 since its inception in February 2002.

□ This inevitably leads to questions regarding the future performance of the fund, but it should be remembered that Sam Shepherd, who will assume overall responsibility for the strategy following the handover, will have been at Fish's side at BLESME for the past five years, and himself has 24 years' experience in the Australian equity market, much of it as a broker/adviser to the Fund.

□ In addition, Fish has spent the past five years deliberately developing an experienced investment team to mitigate "key man" risks.

□ Most importantly it should be remembered that the investment strategy that Fish developed has some unique characteristics which have been learnt and absorbed by the team.

□ In particular, only investing in a core group of well-known, top 100 stocks allows a detailed long term knowledge of the underlying investments to be acquired, allowing the investment and research process to be well-developed.

Investment Risk & Processes

The Fund uses no derivatives and has no currency exposure.

The Fund has no hard stop loss limits, instead relying on the small average position size per stock (1.5%) and per pair (3%) to limit exposure. Where practical pairs are always held within the same sector to limit cross sector risk, and positions can be held for months or years.

In addition to the investment team's undoubted skill and knowledge of their market universe, the Fund's performance is driven by the ability to make positive returns from both the long and short side of the paired stocks in question. However, this can have the opposite effect when neither side performs as expected.

The Fund can also gear up to 5 times NAV, and is frequently geared to 4 times NAV (2 times long, plus 2 times short), which is high compared to some of the Fund's peers. Gearing can significantly increase returns on profitable trades, but can also amplify losses on losing positions, and should therefore be used judiciously.

The Fund's historical performance has certainly been enhanced by the use of gearing, and while this does create some increased risk, Fish's and his team's market knowledge and experience has successfully managed the performance over a sufficient length of time and through significant market volatility, particularly during 2008. As such this supports the view that the gearing levels are suitable and appropriate considering the other risk limits and processes in place.

Operational and Business Risk

Operational and business risk is considerably reduced as a result of the umbrella of Bennelong Funds Management, which has interests in a variety of fund management offerings and provides the Fund with back office, operational and compliance functions.

Bennelong Funds Management has an excellent track record in finding, nurturing and developing investment teams and providing the infrastructure and support to allow them to focus on their specific strategy implementation.

The main operational risk has always concerned "key man" risk regarding Richard Fish. However, Portfolio Manager Sam Shepherd, along with Head of Research Sam Taylor, Investment Analysts Stephen Lambeth and Justin Hay offer significant depth and structure providing core company research and portfolio analysis, and thus serve to significantly reduce this reliance. In summary, the size and structure of the portfolio, and the liquidity of the top 100 stocks in which the Fund normally invests, and the level of knowledge and research coverage coupled with the experience of the investment team, has significantly reduced these concerns.

Naturally there are no guarantees of future performance, with or without Fish, but investors should take significant comfort from a well-developed investment strategy, implemented by a professional and experienced team, and backed by an efficient administrative and compliance back office.

Fish remains a shareholder at reduced levels, with the balance of his equity being acquired by the remaining members of the team.

Structure, Terms & Conditions and Fees

Bennelong Funds Management Ltd (ACN 111 214 085) is an Australian company which was registered with ASIC on 1 October 2004. The company holds AFS Licence number 296806 issued on 8th March 2006. The minimum investment is \$500,000 with no lock up or exit restrictions with a redemption notice of 30 days.

These is a 1.5% p.a. management fee, payable monthly, with a 20% annual performance fee subject to a high-water mark.

The Fund is structured as an Australian Unit Trust, with no offshore version. The Fund is currently soft closed and as such open to existing investors only.

The Bennelong Market Neutral Fund, which has the same strategy and liquidity is available for retail investors as an ASX LIC.

Bennelong Long Short Equity Fund Key Terms

Strategy	Equity Market Neutral
Domicile	Australia
Investor Type	Wholesale only
Min. Investment	A\$500,000
Additional Investment	A\$500,000
Management Fee	1.5% p.a
Performance Fee	20% p.a, with high water mark
Hurdle	No
Min. Term	No minimum
Redemption	Monthly
Inception Date	Feb-02
Fund Size	A\$431 million
Manager's Total FUM	+\$8.0 bn (Bennelong Funds Managm't)
Status	Soft Closed

Service Providers

Custodian and Prime Broker:	UBS
Administrator:	TMF Fund Services
Auditors:	Deloitte Touche Tohmatsu
Legal:	DLA Piper

About Australian Fund Monitors

Australian Fund Monitors (AFM) is a specialist research and information provider focusing on the Absolute Return and Hedge Fund Sector. Established in 2006, AFM holds AFS licence 324476 to provide general advice to wholesale investors only.

AFM Information and Research Services

AFM's Information Services provide comparative performance and factual fund data along with industry information available on www.fundmonitors.com and www.prismsselect.com.

AFM Research Services include AFM Fund Reviews which provide quantitative performance information along with descriptions of various aspects of each specific fund and the fund's manager. AFM Fund Reviews do not contain financial advice but are designed to provide self-directed investors and their advisers with an accurate, balanced and verifiable description of the fund's strategy and the manager's approach to enable the reader to make an informed decision on the suitability of the product for their particular purposes.

AFM FACTORS Research

AFM FACTORS Reports consist of in depth and detailed due diligence reports on specific funds and are designed for use by the research departments of dealer groups, financial advisers, and platforms. FACTORS research provide a quantitative approach to a range of operational and due diligence factors which combined with a detailed qualitative description provides the basis for inclusion of a particular fund on the approved product lists. AFM FACTORS reports are updated quarterly.

AFM Research Methodology

AFM's research product and methodology has specific benefits and features which differentiates AFM Fund Reviews from other research products.

AFM Fund Reviews do not provide ratings or recommendations:

We believe that blanket ratings and recommendations can be misleading, and are not able to take into account the financial circumstances or objectives of individual investors.

AFM Fund Reviews are clearly and concisely written:

This enables investors or their advisors to understand the objective and processes behind each fund's strategy, and structure and operations of the management company. When used in conjunction with the quantitative comparison of the fund's key performance and risk indicators (KPI's) included in each Fund Review, the reader is in a better position to make an informed decision regarding the suitability of the fund for individual investor's requirements.

AFM Fund Reviews are updated every month:

Out of date research is potentially inaccurate research. Not only can a fund's performance and risk profile change over the course of the year (typically the cycle for much of the managed fund research available) but so can operational details and investment personnel. Each AFM Fund Review contains an expiry date, and each fund manager is not permitted to distribute out of date reviews.

AFM specialises in the absolute return, hedge and actively managed fund sector:

We believe that this is a specialised area of the managed fund market, and as such requires a specific focus and expertise. The seniority and experience of AFM's research team and our focus explains why we label our product as:

"Trusted, Targeted Research"

Disclaimer & Copyright

The information in this report, including financial returns, strategies, and other content (collectively referred to as "Content") has been prepared and issued by **Australian Fund Monitors** Pty Limited (A.C.N. 122 226 724, AFSL 324476) otherwise referred to as AFM. The information and content herein does not constitute financial advice and is for general information purposes only. Users of this report or any Content of AFM's websites (the "Websites") should not act or make any financial decision without first seeking professional advice. Whilst the Content has been prepared with all reasonable care from sources which we believe are reliable, no responsibility or liability is accepted by **AFM** for any errors or omissions or misstatements contained herein. Any opinions, forecasts or recommendations reflect information and assumptions at the date of publication and may change without notice. In preparing the Content it is not possible to take into consideration the investment objectives, financial situation or particular needs of any individual user.

Disclosure of Interest

AFM has or may have, received fees either directly from a company itself or by a third party to provide consultancy services or corporate research. AFM has or may have interests in, or received fees either directly from a company itself or by a third party to provide consultancy services or corporate research. Australian Fund Monitors Pty Limited, its directors, employees or related parties (collectively "AFM") may have investments in, or commercial relationships with, companies or entities which are mentioned in this Report, and which might give rise to a potential conflict of interest.

Copyright Protection

All Content herein is owned by **Australian Fund Monitors** Pty Limited (A.C.N. 122 226 724) and is protected by copyright. You must not copy, frame, modify, transmit or distribute the content in full or in part, without seeking the prior written consent of the copyright owner. Users are prohibited from copying, distributing, transmitting, displaying, publishing, selling, licensing, creating derivative works or using any content on the web site for commercial or public purposes.

Copyright © 2017 by **Australian Fund Monitors** Pty Limited All rights reserved.

No Warranties

AFM does not make any claims, promises, guarantees, representations or warranties regarding the accuracy, completeness or fitness for purpose of the Content. All information and content in this report is provided on an *as is* basis, without warranty of any kind either express or implied. It is the responsibility of the user to evaluate the accuracy, completeness or usefulness of any information, opinion, general advice or other. Furthermore, AFM does not warrant or represent that this content is error free.

This Report is valid till June 2017