

Key Points:

- Meme Capital Management is a Perth-based boutique Fund Manager, established in 2012.
- The Meme Australian Share Fund specializes in the development and application of technical and quantitative strategies to build and protect investor's wealth.
- The Fund invests in shares that are on the ASX, which lie outside the ASX20.

Management Company Overview:

Meme Capital Management Pty Ltd ("Meme") was established in 2012 to establish and manage investment schemes based on quantitative and technical investment strategies. The Meme Australian Share Fund is the first fund established by Meme.

Greg Jude is Managing Director, Chief Investment Officer and currently sole shareholder of Meme. After graduating from the University of NSW in the late 1970's with a degree in Civil Engineering Jude developed an early career in systems design, initially for IBM and then through private consultancies, and has managed systems design and implementation projects throughout Australia, the United States and South East Asia.

Since the early 1990's Jude has worked in the financial planning and investment management industry. Over this time he focused on developing technical and quantitative strategies to generate and protect long term wealth investing in Australian equities.

Investment Philosophy

Jude has used his engineering and systems analysis experience to develop an investment approach based on observation, measurement and logic. The resulting investment philosophy is based on what Jude believes to be a number of simple and self-evident truths about profitable share market investing, essentially that:

- Profits are made by holding positions which increase in value;
- The largest gains are made in the largest moves;
- Price trends exist; and
- Price trends, once established, persist.

Based on the above concepts, Meme's broad investment philosophy is essentially trend-following with a momentum (or relative performance) overlay. Jude has developed a system which analyses past price movement to both assess trend development and to measure absolute and relative stock price performance. This allows for the identification of stocks whose share price is rising in a sustainable fashion, and a comparison of performance with respect to the broad market, the ASX20 and GICS sectors. This filtering process is designed to provide the universe of acceptable investments and is performed on monthly timeframes as the trends identified here can persist for extended periods of time and the price increases can be



Key Performance Statistics	Meme	Index*
Jul-16	7.18	6.29
Annualised Return	22.23	9.59
Latest 3 Months	13.69	6.88
Latest 6 Months	25.46	13.67
Latest 12 Months	33.55	2.37
Latest 24 Months p.a.	25.44	4.01
Latest 36 Months p.a.	NA	8.03
Latest 60 Months p.a.	NA	NA
% Positive Months	72.97	62.16
Best Month	8.60	6.89
Worst Month	-7.50	-7.79
Largest Drawdown	-8.19	-13.73
Average +ve Return	3.51	3.19
Average -ve Return	-2.97	-3.05
Annualised Standard Deviation	13.04	12.49
Downside Deviation (Since Inception)	7.16	8.22
Sharpe Ratio (Since Inception)	1.44	0.62
Sortino Ratio	2.52	0.85

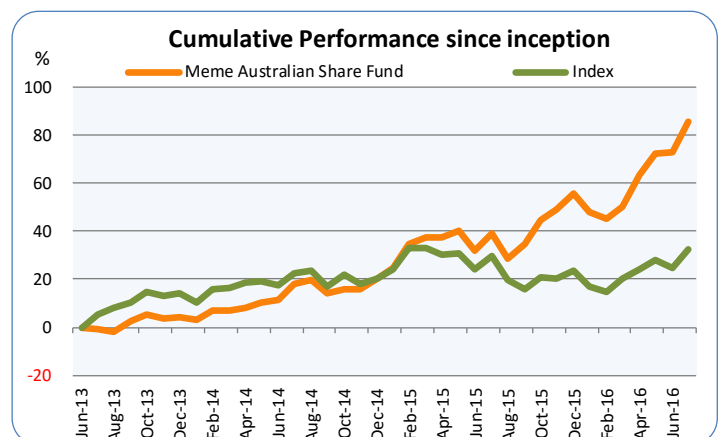
*Index is ASX200 Accumulation adjusted since Fund's Inception

substantial. Also, it gives a basis for the strategy to give context to share price movements in shorter time frames, such that they can be considered as either trend or counter-trend movements in terms of the longer term trend.

The Fund does not invest in Initial Public Offerings (IPO's) as the process requires a price history before any investment analysis occurs.

Investment Strategy

Essentially the investment strategy is to identify those companies whose share price is trending upwards and



Performance - Net of Fees (%)							Meme Australian Share Fund						
Year	Jan	Feb	Mar	Apr	May	Jun	Jul	Aug	Sep	Oct	Nov	Dec	YTD
2016	-4.89	-1.71	3.38	8.60	5.43	0.61	7.18	-	-	-	-	-	19.32%
2015	3.29	8.38	2.09	-0.04	1.76	-5.97	5.56	-7.50	4.93	7.12	3.11	4.40	29.14%
2014	-1.32	3.66	0.16	1.01	1.84	1.01	6.12	1.59	-4.60	1.10	0.42	3.79	15.38%
2013	-	-	-	-	-	-	-0.99	-0.67	4.19	2.94	-1.96	1.00	4.45%

outperforming, and then to seek appropriate opportunities to invest which fit the technical entry rules and the risk management aspects of the investment strategy. These opportunities are based on validation of short and medium term technical signals in the context of the longer-term trending filter.

The Fund invests in listed Australian shares outside the Top 20 using a technical approach, with a series of tests and factors derived from analysing price behaviour. The Top 20 stocks are excluded as Meme's view is that many investors in the Fund will be SMSF's, most of which are typically heavily exposed to the top 20 ASX stocks. Jude believes that excluding these ASX20 stocks from the Fund's investment universe provides a clear and unambiguous distinction for these investors by providing a diversifying exposure to the balance of the Australian stock market in a single professionally managed investment.

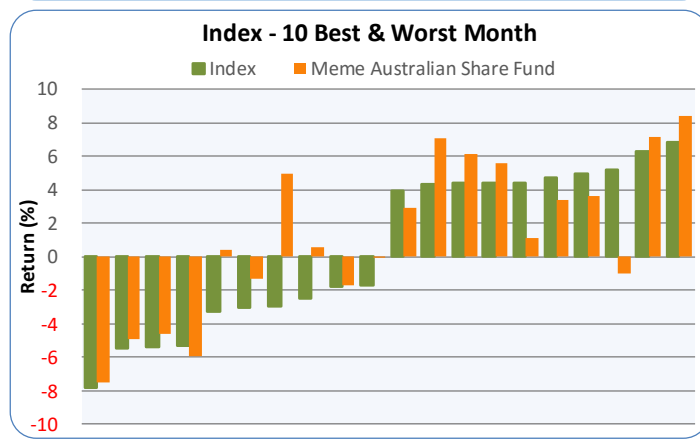
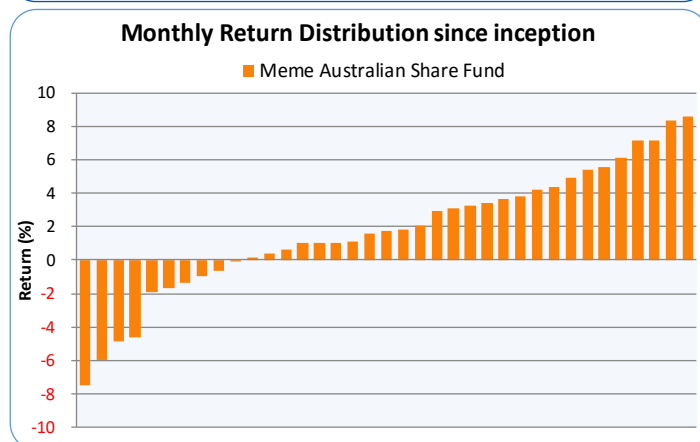
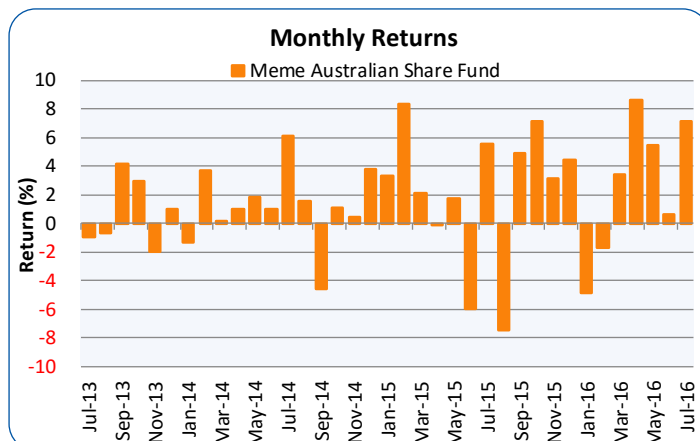
As the Fund is "long-only" the trend-following investment strategy is disciplined and systematic, resulting in an approach which aims to only identify stocks likely to appreciate and outperform over the medium to long term which, based on the "trends persist" philosophy, will maximise returns and limit losses.

In addition, to the stock selection process, a number of measures have been developed to address the risks and uncertainty inherent in the investment markets. A rigorous position sizing model ensures the size of each investment is appropriate and relative to its assessed risk, and that the total holding of any individual stock is appropriate relative to its market liquidity. These limits, in addition to a rule that no individual stock investment will be smaller than a fixed proportion of the total portfolio value, means the Fund is likely to reach maximum capacity at a relatively low level of about \$30million.

Stop loss levels are set for each initial investment and a system of trailing exit positions ensures profits are secured when appropriate. Stop losses are calculated using volatility measures, and this is designed so that any losses are taken while they are still small, limiting downside losses, while allowing the Fund's exposure to continuing and expanding trends to capture significant upside potential.

To cover a period where relatively attractive opportunities have been added to the Fund but the relatively weaker ones are yet to meet their exit criteria, the Fund will utilise a borrowing facility to cover any temporary cash short-fall. This borrowing will be relatively short-term and at all times will be restricted to no more than 25% of the net asset value of the Fund. In any event the investment manager will ensure that the Fund reverts to an un-leveraged position by the end of each calendar month.

This facility also enables the Fund to apply for maximum allocations in corporate actions such as rights issues and entitlements without having to raise the application funds from asset sales. The Fund takes a medium to long term view of the investment process, such that profitable positions are maintained for periods from months through to years, while unprofitable positions are closed out promptly.



Performance Review:

- Since inception in July 2013, the Fund has an annualised return of 22.23% p.a. compared to the ASX200 Accumulation Index return of 9.59% p.a.
- Over the past 12 months, the Fund has returned +33.55%, outperforming the Index which has returned +2.37%, by 31.18%.
- The Fund's defensive characteristics are shown by the Sharpe ratio of 1.44 (Index 0.62) and Sortino ratio of 2.52 (Index 0.85), both well above the comparative benchmark.

Investment Objectives

The Manager's philosophy is that professional fund management involves the application of two separate but related investment principles, the creation of wealth, and the

subsequent protection of the wealth created. Consequently, the Fund maintains two separate investment objectives, one return and the other risk.

The return objective is to achieve positive, above benchmark, returns in the Australian equity market and specifically to outperform the S&P/ASX All Ordinaries Accumulation Index after fees and expenses over rolling 3-year periods.

The risk objective of the Fund is to limit the peak - to - trough drawdown to a maximum of 20% of the Fund's value at the time. The "peak-to-trough" draw-down is the largest cumulative percentage decline in net asset value and is used as a measure of the Fund's risk.

Operational Risk and Management

The Fund's Trustee is Theta Asset Management Limited ("Theta"). Theta has appointed Valuestream Investment Management Limited ("Valuestream") to provide custody services. Theta is a public company and provides professional and independent trustee and responsible entity services to managed investment schemes. Garigal Financial Services ("Garigal") provides some administrative support to the Fund. Theta has been a trustee company since 1995 and, together with sister companies Valuestream and Garigal, comprises the Valuestream Group which is responsible for funds under issuance of more than \$500 million.

Meme commenced investment operation in mid-2013 without institutional backing and consequently initial funds under management were modest. It was clear to Jude from the outset that meaningful traction in funds inflow would come only after a track record of two years or had been established in order to provide an investment 'proof-of-concept'. In the meantime, operational costs have been absorbed through Meme itself undertaking some aspects of the fund administration rather than outsourcing all administration activities to high cost third parties in the first instance. Once funds under management reach critical mass the administration activities will be outsourced to appropriate industry recognised third parties.

Unit Registry is currently managed by Meme using software licensed from Mnemonics, an established Sydney-based financial information systems business. Unit pricing is managed by Meme using the Prime Broker back-office facilities, and as all investments are listed, pricing is fairly simple. The pricing system has been checked by Theta accounting at the outset and each pricing event is confirmed by Garigal on an ongoing basis.

The Prime Broker is Interactive Brokers, the US online brokerage with a comprehensive back office function. System analytics are derived using the Amibroker development platform, which then populate a comprehensive Excel system. Trading signals are derived using an IRESS Dynamic Data Exchange feed of ASX pricing data directly into the Excel system.

AFSL compliance is managed by Licensee Solutions and there have been no reportable breaches. Due to the relatively small initial funds under management unitholders agreed to delay the 2014 fund audit. The Fund accounts are currently in the process of being audited for both the 2014 and 2015 financial years.

The Fund makes daily backups which are stored off-site. There is currently Key Person risk in Jude as he will continue to provide the trading and internal administrative functions until growth in funds under management enables support staff to join the company and principal administrative and registry activities to be outsourced.

Investor Relations and Marketing

Jude is responsible for investor relations and marketing.

Structure, Terms and Fees

Meme Capital Management Pty Ltd (ABN 61 158 314 982) is an Australian company which was registered with ASIC in 2012. The company holds AFS Licence number 430126.

Management fee is 1.0% pa (plus GST) while the performance fee is 10.0% (plus GST) of the amount the fund (after fees and expenses) outperforms the Fund's benchmark (All Ordinaries Accumulation) provided the Fund return is positive and exceeds the high water mark. Fees are accrued weekly and management fees are paid monthly and performance fees, if applicable, are paid six monthly. The buy/sell spread is 0.25% on each side.

The Fund is open to Wholesale investors. Minimum application is \$20,000, minimum withdrawal is \$5,000 and the minimum balance is \$20,000.

Distributions are paid in July and January for the previous six month periods ended June and December.

Meme Australian Share Fund	
Strategy	Equity Long
Geographic Mandate	Australia
Domicile/Structure	Australia
Investor Type	Wholesale
Min. Investment	\$20,000
Additional Investment	\$5,000
Management Fee	1.0% p.a. of NAV (plus GST)
Performance Fee	10% (plus GST)
Hurdle	S&P/ASX All Ordinaries Accumulation Index
Min. Term	NA
Investment/Redemption	Weekly
Buy/Sell Spread	0.25%/0.25%
Liquidity	Daily
Inception Date	01-Jul-13
Status	Open

Service Providers

Administrator:	Meme/Mnemonics/Garigal
Auditor:	Calibre Partners
Executing Broker:	Interactive Brokers
Legal:	PMC Legal
Custodian:	ABN ABRO / Valuestream Investment Management Limited

This Report is valid till September 2016

About Australian Fund Monitors

Australian Fund Monitors (AFM) is a specialist research and information provider focusing on the Absolute Return and Hedge Fund Sector. Established in 2006, AFM holds AFS licence 324476 to provide general advice to wholesale investors only.

AFM Information and Research Services

AFM's Information Services provide comparative performance and factual fund data along with industry information available on www.fundmonitors.com and www.prismselect.com.

AFM Research Services include AFM Fund Reviews which provide quantitative performance information along with descriptions of various aspects of each specific fund and the fund's manager. AFM Fund Reviews do not contain financial advice but are designed to provide self-directed investors and their advisers with an accurate, balanced and verifiable description of the fund's strategy and the manager's approach to enable the reader to make an informed decision on the suitability of the product for their particular purposes.

AFM FACTORS Research

AFM FACTORS Reports consist of in depth and detailed due diligence reports on specific funds and are designed for use by the research departments of dealer groups, financial advisers, and platforms. FACTORS research provide a quantitative approach to a range of operational and due diligence factors which combined with a detailed qualitative description provides the basis for inclusion of a particular fund on the approved product lists. AFM FACTORS reports are updated quarterly.

AFM Research Methodology

AFM's research product and methodology has specific benefits and features which differentiates AFM Fund Reviews from other research products.

AFM Fund Reviews do not provide ratings or recommendations:

We believe that blanket ratings and recommendations can be misleading, and are not able to take into account the financial circumstances or objectives of individual investors.

AFM Fund Reviews are clearly and concisely written:

This enables investors or their advisors to understand the objective and processes behind each fund's strategy, and structure and operations of the management company. When used in conjunction with the quantitative comparison of the fund's key performance and risk indicators (KPI's) included in each Fund Review, the reader is in a better position to make an informed decision regarding the suitability of the fund for individual investor's requirements.

AFM Fund Reviews are updated every month:

Out of date research is potentially inaccurate research. Not only can a fund's performance and risk profile change over the course of the year (typically the cycle for much of the managed fund research available) but so can operational details and investment personnel. Each AFM Fund Review contains an expiry date, and each fund manager is not permitted to distribute out of date reviews.

AFM specialises in the absolute return, hedge and actively managed fund sector:

We believe that this is a specialised area of the managed fund market, and as such requires a specific focus and expertise. The seniority and experience of AFM's research team and our focus explains why we label our product as: "**Trusted, Targeted Research**"

Disclaimer & Copyright

The information in this report, including financial returns, strategies, and other content (collectively referred to as "Content") has been prepared and issued by **Australian Fund Monitors** Pty Limited (A.C.N. 122 226 724, AFSL 324476) otherwise referred to as AFM. The information and content herein does not constitute financial advice and is for general information purposes only. Users of this report or any Content of AFM's websites (the "Websites") should not act or make any financial decision without first seeking professional advice. Whilst the Content has been prepared with all reasonable care from sources which we believe are reliable, no responsibility or liability is accepted by **AFM** for any errors or omissions or misstatements contained herein. Any opinions, forecasts or recommendations reflect information and assumptions at the date of publication and may change without notice. In preparing the Content it is not possible to take into consideration the investment objectives, financial situation or particular needs of any individual user.

Disclosure of Interest

AFM has or may have, received fees either directly from a company itself or by a third party to provide consultancy services or corporate research. AFM has or may have interests in, or received fees either directly from a company itself or by a third party to provide consultancy services or corporate research. Australian Fund Monitors Pty Limited, its directors, employees or related parties (collectively "AFM") may have investments in, or commercial relationships with, companies or entities which are mentioned in this Report, and which might give rise to a potential conflict of interest.

Copyright Protection

All Content herein is owned by **Australian Fund Monitors** Pty Limited (A.C.N. 122 226 724) and is protected by copyright. You must not copy, frame, modify, transmit or distribute the content in full or in part, without seeking the prior written consent of the copyright owner. Users are prohibited from copying, distributing, transmitting, displaying, publishing, selling, licensing, creating derivative works or using any content on the web site for commercial or public purposes

Copyright © 2016 by **Australian Fund Monitors** Pty Limited All rights reserved.

No Warranties

AFM does not make any claims, promises, guarantees, representations or warranties regarding the accuracy, completeness or fitness for purpose of the Content. All information and content in this report is provided on an *as is* basis, without warranty of any kind either express or implied. It is the responsibility of the user to evaluate the accuracy, completeness or usefulness of any information, opinion, general advice or other. Furthermore, AFM does not warrant or represent that this content is error free.